

# Automated Attendance System with Facial Recognition using Python

Abhi Chauhan

Amity School of Engineering and Technology, Amity University, Noida, Uttar Pradesh, India

Shashwat Pandey

Amity School of Engineering and Technology, Amity University, Noida, Uttar Pradesh, India

Shikha Bathla

Amity School of Engineering and Technology, Amity University, Noida, Uttar Pradesh, India

Corresponding author: Abhi Chauhan, Email: [abhichauhan3009@gmail.com](mailto:abhichauhan3009@gmail.com)

Face Recognition is among the most useful picture handling applications and plays a significant part in the specialized field. Recognition of the human face is a functioning issue for verification purposes explicitly with regards to participation of understudies. Participation framework utilizing face recognition is a method of perceiving understudies by utilizing face biostatistics dependent on the top quality observing and other PC advances. The advancement of this framework is intended to achieve digitization of the customary process for gauging participation by calling names and keeping up with pen-paper records. Current participation methodologies are drawn-out and tedious. Participation records can be handily controlled by manual recording. The customary course of making participation and present biometric frameworks are powerless against intermediaries. This paper is accordingly proposed to handle this multitude of issues.

**Keywords:** Python, Artificial Intelligence, Haar Cascades, Local Binary Pattern Histogram (LBPH).

## **1 Introduction**

Face acknowledgment is pretty much as old as PC vision, both out of the functional significance of the theme and hypothetical interest from intellectual researchers. In spite of the way that different techniques for ID (like fingerprints, or Iris examines) can be more exact, face acknowledgment has consistently stayed a significant focal point of exploration on account of its non-obtrusive nature and on the grounds that it is individuals' essential strategy for individual ID. Face acknowledgment innovation is continuously developing to a widespread biometric arrangement since it requires for all intents and purposes no work from the client end while contrasted and other biometric choices. Biometric face acknowledgment is fundamentally utilized in three principle areas: time participation frameworks and representative administration; guest the executive's frameworks; and last however not the least approval frameworks and access control frameworks. Generally, understudy's attendances are taken physically by utilizing participation sheet given by the employees in class, which is a tedious occasion. Additionally, it is undeniably challenging to check individually understudy in a huge homeroom climate with disseminated branches whether or not the confirmed understudies are really reacting. The current creators exhibit in this paper how face acknowledgment can be utilized for a compelling participation framework to consequently record the presence of a selected person inside the individual setting. Proposed framework likewise keeps a log document to track the passage of each person as for a general framework time.

### **Facial Recognition Using Python**

The face is made up of thousands of scarce differences and bright spots that must be coordinated. The face acknowledgment utilizing Python is utilized to break the errand of distinguishing the face into many little, scaled down undertakings, every one of which is anything but difficult to confront. Recognition Python is the most recent innovation in Machine Learning methods. Open CV uses machine learning calculations to find faces in images.

### **Facial Recognition using Python Libraries**

A straightforward technique to recognize faces using Python is by using the Open CV group, which is written in C/C++, Open CV now gives ties for Python. It uses AI estimations to search for faces inside a picture. Faces are tangled, made of thousands of little models and features that must be facilitated. A face may have in any event 5000 classifiers, all of which must partner for a face to be perceived. Since there are in any occasion 5,000 or more tests per square, you may have a large number of figuring to do, which makes it an inconvenient strategy. To get this, Open CV uses falls. The Open CV course divides the issue of recognizing faces into different stages. It plays out a point by point test for each square. The falls are a great deal of XML reports that contain Open CV data used to recognize objects.

## **2 Literature Review**

Generally cooperation was taken actually which is extremely tedious and regularly prompts human mix-up. Likewise, there are various weaknesses towards the wellsprings of the cooperation records which believe it or not, the greater a part of the investment records aren't recovered from the real circumstance. The old method that uses paper sheet for taking understudy's support can never more be used. Considering the investigation, there are various game plans that are available to handle this issue. According to ask about journal "Support System Using NFC Technologies with Embedded Cameras on Mobile Devices". The support system is improved by using Near Field Correspondence (NFC) advancement and convenient application. As demonstrated by the

investigation paper, each understudy is given NFC name that features a novel ID on their enrolment into schools.

The advantages of this system are the spot the NFC is straight forward to utilize, and along these lines the speed of affiliation establishment is uncommonly high. It beyond question speeds up the cooperation taking procedure plenty. Be that because it may, this system couldn't subsequently identify the encroachment when the NFC label isn't really named by the primary proprietor separated from that, the solace of the structure which uses the telephone because the NFC per client was actually a weight to the mentor. Imagine assuming the speaker had neglected to hold their cell phones to figure, what could be the support framework for the cooperation to be recorded? Additionally, an outsized portion of the instructor won't susceptible to favor their own high level cell phones to be used along these lines due to protection matter. This system utilizes camera to get the specialist pictures to attempt to confront affirmation. The got picture is differentiated individually and accordingly the face database to seem for the worker's face where participation are going to be stamped when a result is found inside the face informationbase.

Along these lines, to grasp this issue, the entire participation the authorities system are often made on a presented structure with the target that it'll generally be work much the same way with just batteries that cause it to lessen capable. The third examination diary One of a sort imprints Based Attendance System Using Microcontroller and Lab View proposed a solution of using one among a sort imprint to see the participation this technique is utilizing two microcontrollers to affect the one among a sort imprint confirmation process. Face revelation may be a critical headway of human-PC formed effort. It can get the knowledge from the faces in pictures or archives. Face confirmation movement appraisals the face pictures to separate the facial highlights, and a few time later see express targets. The unexpected progression of AI progress attempts to in addition work on the exactness of face validation. The face attestation issue is point by point as a problem but space, which models dissimilarities between two facial pictures.

### **3 Methodology**

#### **Proposed Work**

The proposed system face affirmation dependent on investment structure can be disconnected into four rule modules. The modules and their abilities are described as follows:

#### **Picture Capture**

The camera is fixed a distance away from the path to get the front facing image of the understudies. Also remaining technique goes for face recognizable proof.

#### **Face Detection**

An appropriate and effective face discovery [1] calculation consistently expands the exhibition of face affirmation structures. Various computations are proposed for face revelation, for instance, face data based methods, incorporate invariant systems, AI based techniques [2]. In this endeavor, I executed a system for tracking down faces in modernized pictures. These are in JPEG position figuratively speaking. Before we continue, we should isolate between face affirmations and face recognizable proof. They are not the same, yet one depends upon the other. For the present circumstance face affirmation needs face acknowledgment for making an ID to "see" a face. I will simply cover face disclosure.

## **Understanding Haar Cascades**

It is an Object Detection Algorithm used to distinguish faces in a picture or an ongoing video. Haar Cascade Detection[3] is one of the most seasoned at this point amazing face location calculations concocted. It has been there since long, some time before Deep Learning became well known. Haar Features were utilized to distinguish faces, yet in addition for eyes, lips, permit number plates and so forth The models are put away on GitHub, and we can get to them with OpenCVstrategies [4].

A progression of rescaled "square-shaped" limits which together design a wavelet family or premise. This uses AI procedures to get a significant degree of accuracy dependent on the thing is ordered "planning data". This employments "important picture" thoughts to process the "features" perceived. Haar Cascades use the Adaboost learning estimation which picks not many critical features from an immense set to give a useful eventual outcome of classifiers.

### **i. Feature Extraction**

Haar Cascades uses ML techniques to train the system with multiple images both positive and negative. It yields better results than applying machine learning directly to the raw data. This process is called feature extraction.

### **ii. Pre-Processing**

The identified face is extricated, exposed to pre-preparing. This pre-handling stage includes with the histogram balance of the extricated face the picture is resized to 100x100. Histogram Equalization is widely recognized strategy in Histogram Normalization. This helps with the differentiation of the picture as it extends the scopes of the forces in a picture by making it increasingly great.

### **iii. Database Development**

In this Biometric framework assortment of each individual is needed. The database advancement stage comprises of picture catch of each individual understudy and removing the Bio-metric component for each person, in our proposed framework face plays that role, and after improvisation, utilizing pre-handled methods are put away in database.

### **iv. Post-Processing**

In proposed framework, in the wake of perceiving the all essences of the understudies, the names of people are refreshed into an exceed expectations sheet is made by sending out component present in the database. The database likewise can produce month to month and week by week reports of under studies participation. These produced records can be seen by the staff and understudies. This guarantees understudy who's Faces are not perceived accurately by the framework get the opportunity to send a solicitation to administrator. What's more, Thus enabling to the right the framework and make it progressively steady and exact.

### **v. Proposed Algorithm**

1. Catch the understudy's picture through camera.
2. Identify every single individual face by apply face identification calculation.
3. Concentrate the ROI (Region of Interest) in rectangular bouncing box.
4. Changing over to dim scale, apply histogram evening out and resize to 100x100.
5. In the event that picture caught, at that point Store in database extraction.
6. Post-preparing.

```
self.check_catch()
def check_catch(self):
    """ Check if catch balls. """
    for ball in self.overlapping_sprites:
        self.score.value += 10
        self.score.right = games.screen.width -
        ball.handle_caught()
        """ Change game level. """
        if self.score.value == 200:
            self.level.left = games.screen.width
            self.level.left = 1
            self.level.left = games.screen.width
            """ Next level game. """
            Next message = games.Message('value
            size = 30
```

Fig. 4. Python Language

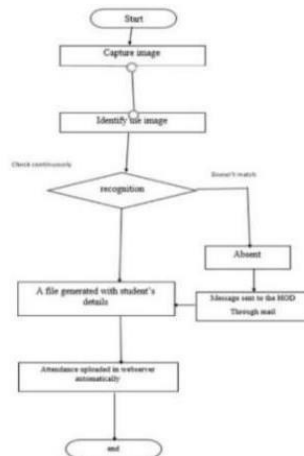


Fig. 5. Flow Chart for Information Expansion

Data development wraps a wide extent of methods used to make "new" getting ready tests from the initial ones by applying self-assertive butterflies' and aggravations.

- Scaling
  - Translation
  - Rotation (at 90degrees)
  - Rotation (at better edges)
  - Flipping
  - Salt and Pepper commotion
  - Lighting
- a. **Scaling:** Having particularly scaled object of energy for the photos is the main piece of picture grouped assortment. Right when your situation is in the hands of customers, the thing is image can be infinitesimal or gigantic. Also, to a great extent, thing can cover the entire picture however at that point will not be accessible totally in picture (i.e managed at edges of article).

- b. Translation:** We may need our framework to see the article present in the image. Similarly, the thing can be accessible in the corner or edges of image. Hence, we move the article to various bits of the image. This may in like manner achieve extension of an establishment noise
- c. Rotation (at 90 degrees):** The framework needs to see the article present toward any path. Expecting the image is square, turning the image at 90 degrees will exclude any establishment clutter in the image.
- d. Rotation (at better edges):** Depending upon the essential, there perhaps a need to arrange the article at minute places. In any case, issue with this philosophy is, it will incorporate establishment upheaval. In case the establishment in picture is of a decent overshadowing (state white or dim), the as of late included establishment can blend in with the image. Nevertheless, in the event that the as of late included establishment concealing doesn't blend, the framework might consider it as to be a component and learn unnecessary features.
- e. Flipping:** This circumstance is progressively huge for framework to oust biasness of expecting specific features of the thing is available in a particular side. Consider the case showed up in picture model. You needn't bother with framework to find that slant of banana happens simply in right side as saw in the base picture. Moreover notice that flipping produces assorted game plan of pictures from turn at various of 90 degrees. My additional request is, has anyone done some assessment on what is the best number of classes it gives extraordinary execution.
- f. Salt and Pepper commotion:** Salt-Pepper claymore insinuates extension of white and dull bits in the image. Notwithstanding the way that this might seem, by all accounts, to be silly, review that an overall customer who is carrying picture to deal with into your framework may not be a specialist visual craftsman. His camera can convey cloudy pictures with heaps of white and dim spots.
- g. Lighting:** This is a huge kind of grouped assortment needed in the image dataset not only for the framework to adjust suitably the object of interest yet also to replicate the valuable circumstance of pictures being taken by the customer. The lighting condition of the photos are varied by remembering Gaussian uproar for the image.

### Local Binary Pattern Histogram (LBPH)

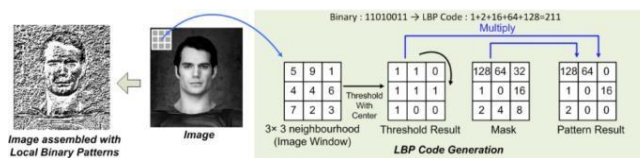


Fig. 6. LBPH Representation

### Step - by - step algorithm:

1. **Parameters:** The LBPHuses:
  - Radius: the range is used to manufacture the indirect area equal model and addresses the reach around the central pixel.
  - Neighbors: the amount of test centers to create the indirect close by two fold model.
  - Grid X: the amount of cells in the level bearing. Cross section Y: the amount of cells in the up ward

course.

**2. Preparing the Algorithm:** To do all things considered, we need to use a dataset with the facial photos of the people we want to track. We have to similarly set an ID for each image, so the estimation will use this information to see a data picture and give you a yield. Photos of a comparative individual should have a comparable ID.

**3. Applying the LBP movement:** The essential development of LBPH is to make a temporal picture that portrays the principal picture in a predominant way, by including the facial characteristics. To do this, the estimation uses a thought of a sliding window, considering the boundary's reach and neighbors.

**4. Removing the Histograms:** Using the image made in the last development, one can use both the Grid boundaries to isolate the picture to various lattices.

**5. Playing out the face recognition:** In this movement, the computation is at this point ready. Thus, given the information picture, we can play out the means again for this new picture and make a histogram which addresses the image. Thus, to find the image arranging the data picture we need to take a gander at both histograms.

In this model, we can utilize the Euclidean separation (which is very known) in light of the accompanying equation:

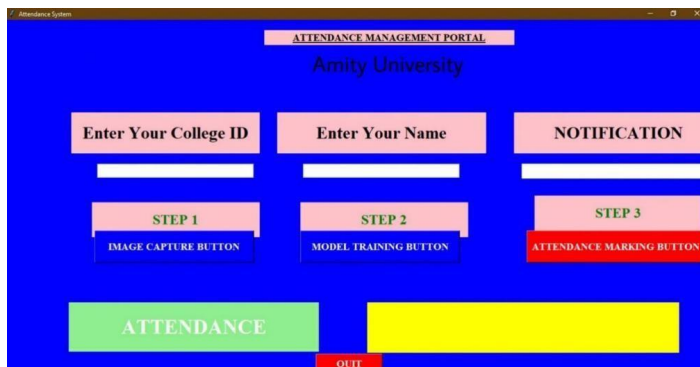
$$= \sqrt{\sum (h_1 - h_2)^2}$$
$$= 1$$

In this way, the calculation yield is the ID from the picture with the nearest histogram. The calculation ought to likewise return the determined distance, which can be utilized as 'certainty' estimation. We would then be able to utilize a limit and the 'certainty' to naturally appraise assuming that the calculation has accurately perceived the picture. We can expect that the calculation has effectively perceived assuming the certainty is lower than the limit characterized.

## 4 Results

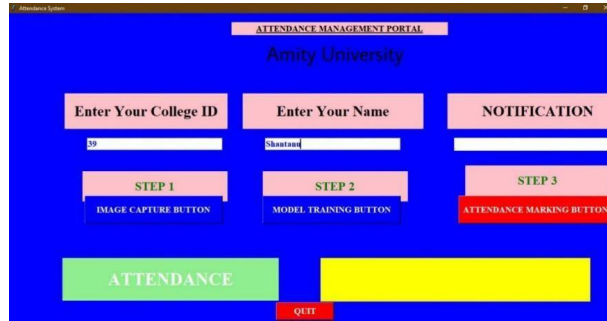
### Main Screen

The snapshot below shows the main screen or the portal which is designed for the registrations of the students and the attendance will also be marked from here.



## Initiating the system Registration Process

The very first step to use this system, the students has to register them on the portal and has to train the model with their face data. To do this the students have to provide with their college id no. in the college id block then they write their name in the next block.



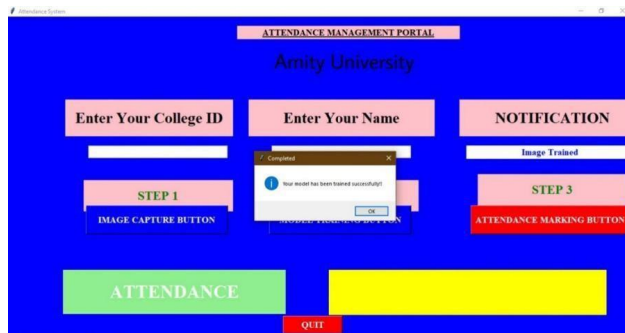
After this students have to follow the steps as mentioned on the portal. There will be 2 steps for the registration and they are:

### Step 1: Image Capturing

When the image capturing button is clicked then the web cam is accessed and best 60 frames of the student's face will be captured and will be saved for the id and name mentioned in the respective blocks.

### Step 2: Model Training

After images are captured, the student has to click the model training button and the model will automatically trained.



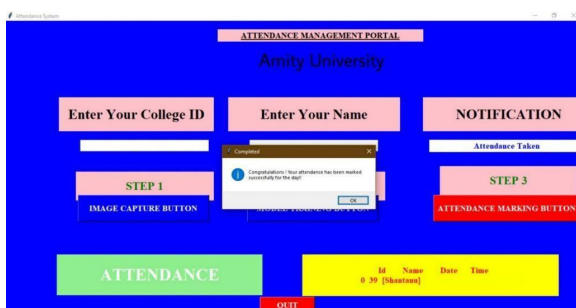
## Attendance Process

After the completion of registration process the students can go for the attendance process, for this they have to click the attendance marking button after which the web cam will be accessed and the system will recognize them.





After this the user has to press 'Q' and the attendance will be marked for the current time period and will be saved.



## 5 Conclusion

This framework assists with keeping away from the bomb confirmation of participation framework and furthermore this framework functions as the substitute for every one of the current frameworks for example Radio Frequency Identification and any remaining bio-decimal standards for measuring. It saves time and energy for gauging participation. Robotized Attendance Systems dependent on face acknowledgment procedures accordingly ended up being efficient and gotten. This framework can likewise be utilized to distinguish an obscure individual whether or not he is identified with the association.

## References

- [1] Amritha and Sudhakar, "Face Recognition based Attendance Management System using Machine Learning", *IRJET*, vol. 07, no. 03, pp. 541-547, 2019.
- [2] A. Sharifara, M. Rahim and Y. Anisi, "A general review of human face detection including a study of neural networks and Haar feature-based cascade classifier in face detection," in the *International Symposium on Biometrics and Security Technologies*, 73-78, 2014.
- [3] Nazeer et al., "Face Recognition System using Artificial Neural Networks Approach", in the *Proceedings of International Conference on Signal Processing Communications and Networking*, 420 – 425, 2007.
- [4] Emami et al., "Facial Recognition using Open CV", *Journal of Mobile, Embedded and Distributed Systems*, 4, 2012.